

Photo Coupler Selection Guide

2022.5.3

OPP

Ver: 1.3

www.everlight.com

EVERLIGHT

Introduction

The photo coupler is composed of a light emitter and a receiver and Coupling with light as the medium. It can be applied to a circuit design that requires isolation between input and output. Everlight provides a series of photo coupler for customers to choose that meet the needs in terms of communication, switch control and power control functions. According to the different internal structure of the photo coupler, they are divided into five categories, and Everlight provide Various of packaging types.

Transistor Output

- General Purpose Coupler
- Darlington Transistor

Power Triac

- Photo Power Triac

Analog Output

- 20Kbps
- 100Kbps
- 1Mbps

Solid State Relay

- General Purpose Solid State Relay

Digital Output

- 5Mbps
- 10Mbps
- 15Mbps

IGBT Gate Driver

- IGBT/MOSFET Gate Driver

Triac Output

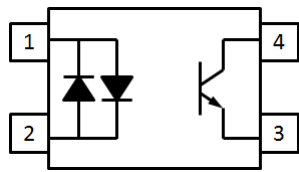
- Photo Triac

IPM

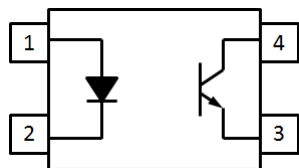
- Intelligent Power Module(IPM) interface

Photo Coupler Product Lineup 1/2

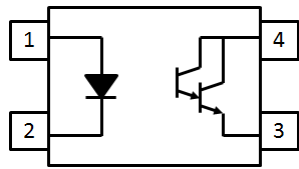
Transistor Output



AC Input

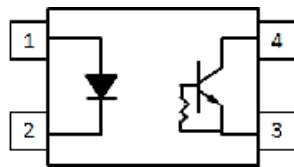


DC Input

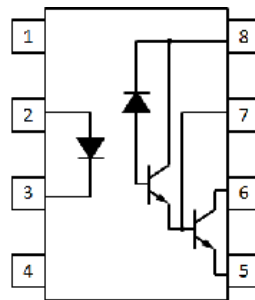


Darlington Transistor Output

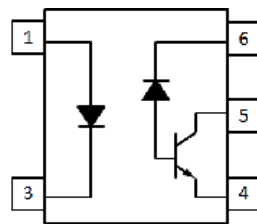
Analog Output



20Kbps

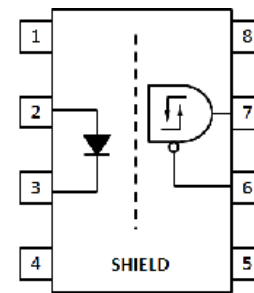


100Kbps

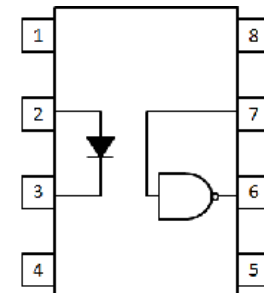


1Mbps

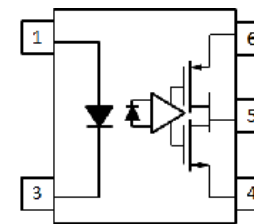
Digital Output



5Mbps



10Mbps

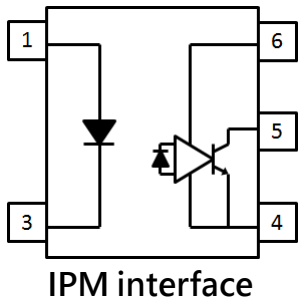


15Mbps

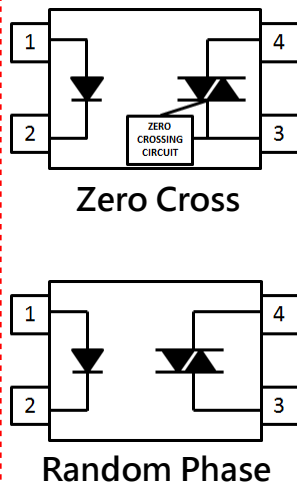
Press the coupler type above for detail information.

Photo Coupler Product Lineup 2/2

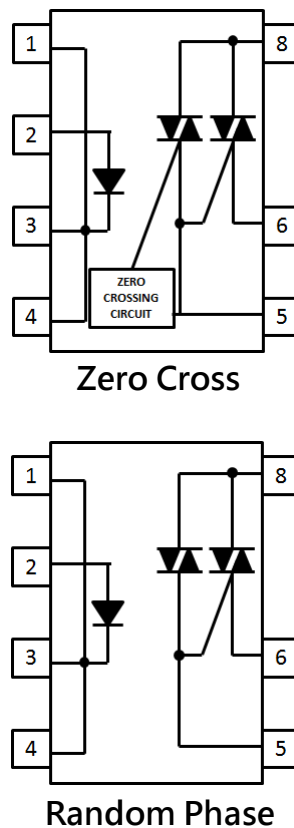
IPM



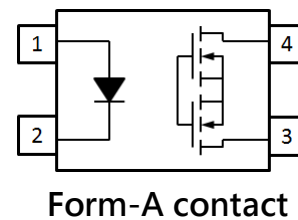
Triac Output



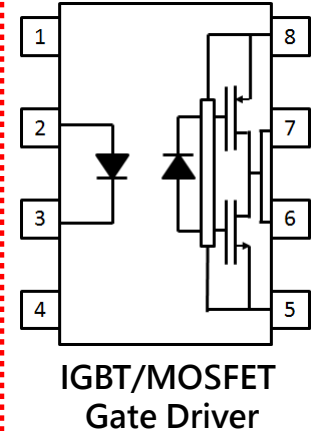
Power Triac



Solid State Relay



IGBT Gate Driver



Press the coupler type above for detail information.

Application Selection 1/2

Communication

- Data transfer between two devices.
(High Speed Coupler, Photo Coupler)

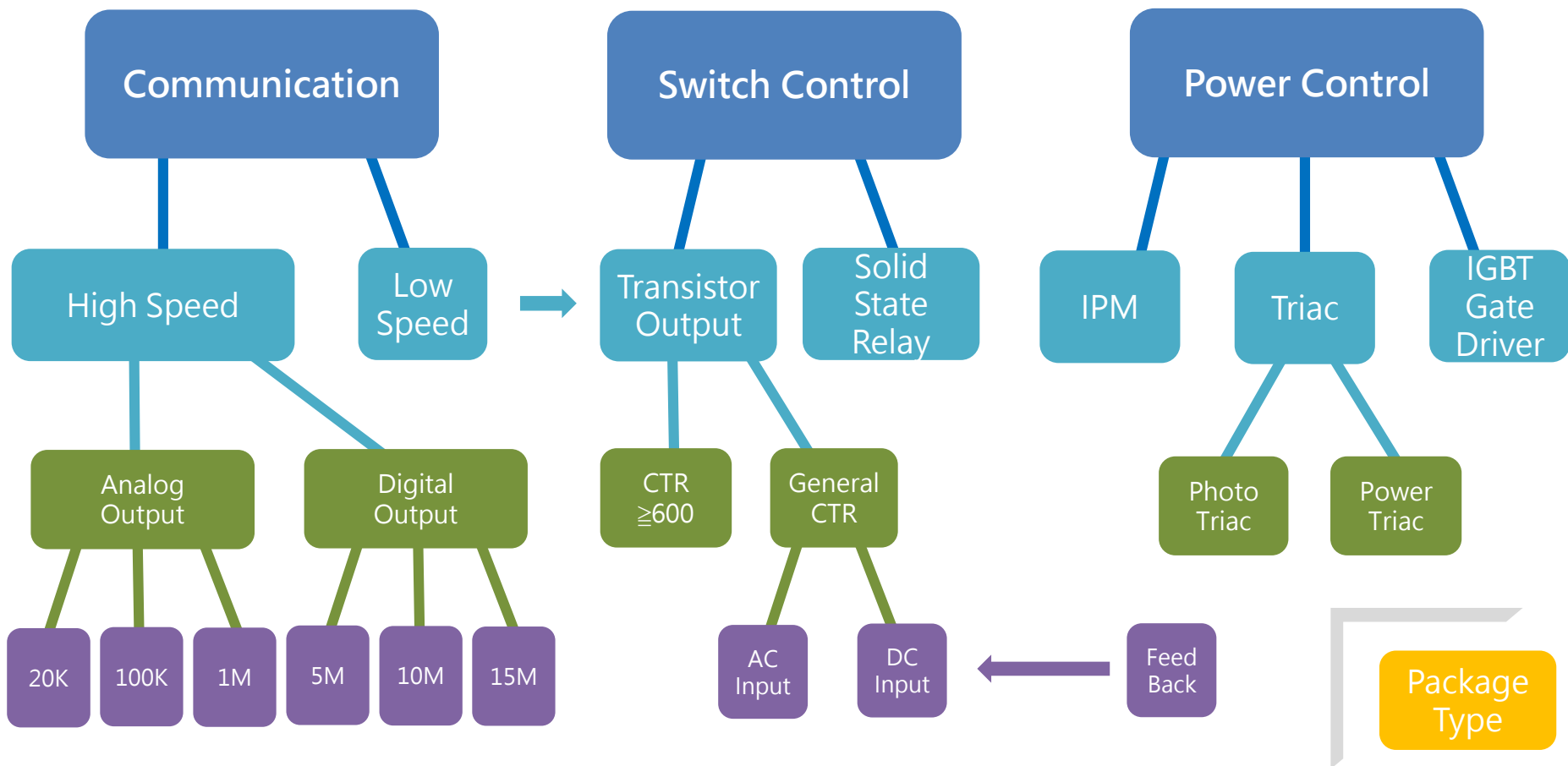
Switch Control

- Driving the next device to turn-on or turn-off.
(Transistor & SSR)

Power Control

- AC power control component(Triac)
- Driving power IGBT(IGBT Gate Driver).
- Power supply output voltage feedback
(Photo Coupler).
- isolated interfacing to an intelligent power module
(IPM).

Application Selection 2/2



Select the most suitable Coupler model according to the selection flow and corresponding table.



Back

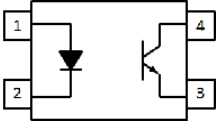
General Photo Coupler

Transistor Output(AC Input)



Input Type	Pin Configuration	Package Type	Part Number	CTR				BV_{CEO} (V)	$V_{ISO@1min.}$ (V_{rms})
				Rank	Min.(%)	Max.(%)	@ I_F/V_{CE} (mA)(V)		
AC		DIP,M,S1	EL814	-	20	300	±1/5	80	5000
				A	50	150			
		SOP-2.54	EL354N	-	20	300	±1/5	80	3750
				A	50	150			
		DIP, M, S1	H11AX	H11A1	20	-	±10/10	80	5000
				H11A2	10	-			
				H11A3	50	-			
				H11A4	100	-			
				H11A5	30	-			
		SSOP-1.27	ELQ3H	-	20	300	±1/5	80	3750

Transistor Output(DC Input)

Input Type	Pin Configuration	Package Type	Part Number	CTR				BV_{CEO} (V)	$V_{ISO@1min.}$ (V_{rms})
				Rank	Min.(%)	Max.(%)	@ I_F/V_{CE} (mA)(V)		
DC		DIP, M, S1	EL816	-	50	600	5/5	80	5000
				A	80	160			
				B	130	260			
				C	200	400			
				D	300	600			
				X	100	200			
				Y	150	300			
				I	63	125	10/5		
				J	100	200			
				K	160	320			
				I	22	-	1/5		
				J	34	-			
			K	56	-				
			EL817	-	50	600	5/5	35	5000
				A	80	160			
				B	130	260			
				C	200	400			
				D	300	600			
				X	100	200			
				Y	150	300			

Transistor Output(DC Input)



Input Type	Pin Configuration	Package Type	Part Number	CTR			BV_{CEO} (V)	$V_{ISO@1min.}$ (V_{rms})	
				Rank	Min.(%)	Max.(%)			@ I_F/V_{CE} (mA)(V)
DC		LSOP-2.54	EL101X	EL1010	50	600	5/5	80	5000
				EL1017	80	160			
				EL1018	130	260			
				EL1019	200	400			
				EL1012	63	125	10/5		
				EL1013	100	200			
				EL1014	160	320			
				EL1012	22	-	1/5		
				EL1013	34	-			
				EL1014	56	-			
		SOP-2.54	EL357N	-	50	600	5/5	80	3750
				A	80	160			
				B	130	260			
				C	200	400			
				D	300	600			
				E	100	200			
				F	150	300			

Transistor Output(DC Input)



Input Type	Pin Configuration	Package Type	Part Number	CTR			BV_{CEO} (V)	$V_{ISO@1min.}$ (V_{rms})			
				Rank	Min.(%)	Max.(%)			@ I_F/V_{CE} (mA)(V)		
DC		LSOP-2.54	EL357L	-	60	300	1/5	70	5000		
				(A)	63	125					
				(B)	100	200					
		SSOP-1.27	EL3H7			-	50	600	5/5	80	3750
						A	80	160			
						B	130	260			
						C	200	400			
						D	300	600			
						E	100	200			
						F	150	300	10/5		
						H	40	80			
						I	63	125			
						J	100	200			
						K	160	320			
		SOP-2.54	EL121N			B	130	260	5/5	80	3750
						C	200	400			
						BC	130	400			
		CNY64/65	CNY64/65			-	50	300	5/5	80	8200
						A	63	125			
						B	100	200			

Transistor Output(DC Input)



Input Type	Pin Configuration	Package Type	Part Number	CTR				BV_{CEO} (V)	$V_{ISO@1min.}$ (V_{rms})	
				Rank	Min.(%)	Max.(%)	@ I_F/V_{CE} (mA)(V)			
DC		LSOP-1.27	EL111X	EL1110	50	600	5/5	80	5000	
				EL1116	100	300				
				EL1117	80	160				
				EL1118	130	260				
				EL1119	200	400				
				EL1112	63	125	10/5			
				EL1113	100	200				
				EL1114	160	320				
				EL1112	22	-	1/5			
				EL1113	34	-				
	EL1114	56	-							
		DIP, M, S1	4N2X	4N25	100	-	10/10	80	5000	
				4N26	20	-				
				4N27	20	-				
				4N28	10	-				
			4N3X	4N35	100	-	10/10			
				4N36	100	-				
				4N37	100	-				
				4N38	20	-				
			H11AX	H11A1	50	-	10/10			80
H11A2				20	-					
H11A3				20	-					
H11A4				10	-					
H11A5				30	-					

Transistor Output(DC Input)



Input Type	Pin Configuration	Package Type	Part Number	CTR			BV_{CEO} (V)	$V_{ISO@1min.}$ (V_{rms})	
				Rank	Min.(%)	Max.(%)			@ I_F/V_{CE} (mA)(V)
DC		DIP, M, S1	TIL11X	TIL111	★	-	10/10	80	5000
				TIL117	50	-			
		DIP, M, S1	MCT2X	MCT2	20	-	10/10	80	5000
				MCT2E	20	-			
		DIP, M, S1	CNY17-X	CNY17-1	40	80	10/5	80	5000
				CNY17-2	63	125			
				CNY17-3	100	200			
				CNY17-4	160	320			
				CNY17-1	13	-	1/5		
				CNY17-2	22	-			
	CNY17-3			34	-				
	CNY17-4			56	-				
	DIP, M, S1	CNY17F-X	CNY17F-1	40	80	10/5	80	5000	
			CNY17F-2	63	125				
			CNY17F-3	100	200				
			CNY17F-4	160	320				
			CNY17F-1	13	-	1/5			
			CNY17F-2	22	-				
			CNY17F-3	34	-				
			CNY17F-4	56	-				

Transistor Output(DC Input)



Back

Input Type	Pin Configuration	Package Type	Part Number	CTR			BV_{CEO} (V)	$V_{ISO@1min.}$ (V_{rms})	
				Rank	Min.(%)	Max.(%)			@ I_F/V_{CE} (mA)(V)
DC		DIP, M, S1	EL827	-	50	600	5/5	80	5000
		SSOP-1.27	ELD3H7	-	50	600	5/5	80	3750
		SOP-1.27	ELD20X	ELD205	40	80	10/5	80	3750
				ELD206	63	125			
				ELD207	100	200			
				ELD205	13	-	1/5		
				ELD206	22	-			
				ELD207	34	-			
		SOP-1.27	ELD21X	ELD211	20	-	10/5	80	3750
				ELD213	100	-			
	ELD217			100	120	1/5			
		SOP-1.27	EL20X	EL205	40	80	10/5	80	3750
				EL206	63	125			
				EL207	100	200			
				EL208	160	320			
			EL21X	EL211	20	-	10/5	80	3750
EL212				50	-				
EL213				100	-				

Transistor Output(DC Input)



Input Type	Pin Configuration	Package Type	Part Number	CTR				BV_{CEO} (V)	$V_{ISO@1min.}$ (V_{rms})
				Rank	Min.(%)	Max.(%)	@ I_F/V_{CE} (mA)(V)		
DC		DIP	EL847	-	50	600	5/5	80	5000
		SSOP-1.27	ELQ3H7	-	50	600	5/5	80	3750

Transistor Output(DC Input, 125°C)



Input Type	Pin Configuration	Package Type	Part Number	CTR			BV_{CEO} (V)	$V_{ISO@1min.}$ (V_{rms})	
				Rank	Min.(%)	Max.(%)			
DC		DIP, M, S1	EL817H	-	50	400	5/5	80	5000
				A	80	160			
				B	130	260			
				C	200	400			
		SSOP-1.27	EL3H7H	-	80	260	5/5	80	3750
				A	80	160			
				B	130	260			
		SOP-2.54	EL357NH	-	50	600	5/5	80	3750
				A	80	160			
				B	130	260			
				C	200	400			
		LSOP-2.54	EL101XH	EL1010H	50	600	5/5	80	5000
				EL1011H	100	200			
				EL1017H	80	160			
				EL1018H	100	300			
				EL1019H	200	400			

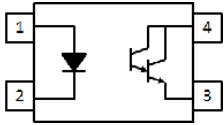
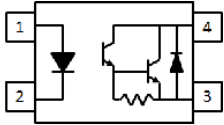
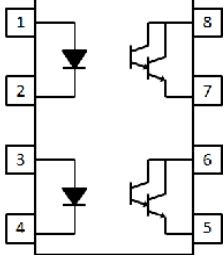


Back

Photo Darlington Coupler

Transistor Output(Darlington)



Input Type	Pin Configuration	Package Type	Part Number	CTR			BV_{CEO} (V)	$V_{ISO@1min.}$ (V_{rms})	
				Rank	Min.(%)	Max.(%)			@ I_F/V_{CE} (mA)(V)
DC		DIP, M, S1	EL815	-	600	7500	1/2	35	5000
		SOP-2.57	EL452	-	1000	-	1/2	350	3750
		DIP, M, S1	EL852	-	1000	15000	1/2	350	5000
		DIP, M, S1	EL825	-	600	7500	1/2	40	5000



Back

High Speed Coupler

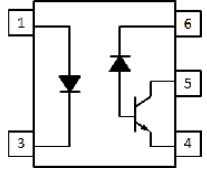
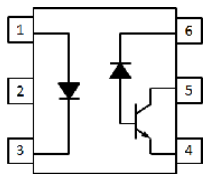
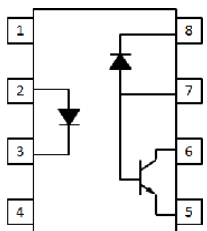
High Speed Coupler(20K 、 100Kbps)



Data Rate	Pin Configuration	Package Type	Part Number	CTR				$T_{PHL}(\mu s)$	$T_{PHL}(\mu s)$	$V_{ISO}@1min.$ (V_{rms})
				Min.(%)	Typ.(%)	Max.(%)	@ $I_F(mA)$	Max.	Max.	
20Kbps		DIP, M, S1	EL2514	50	-	200	5	25	25	5000
100Kbps		SOP-1.27	EL0700	300	2000	-	1.6	10	35	3750
			EL0701	400	2500	-	0.5	25	60	
		DIP, M, S1		6N138	500	2000	-	1.6	-	-
			6N139		300	2000	-	1.6	10	35
				400	2500	-	0.5	25	60	
			500	2000	-	1.6	-	-		

High Speed Coupler(1Mbps)



Data Rate	Pin Configuration	Package Type	Part Number	CTR				$T_{PHL}(\mu s)$	$T_{PHL}(\mu s)$	$V_{ISO}@1min.$
				Min.(%)	Typ.(%)	Max.(%)	@ I_F (mA)	Max.	Max.	(V_{rms})
1Mbps		SOP-1.27	ELM452	20	-	50	16	0.8	0.8	3750
			ELM453							
			★ELM453L	20	-	50	16	0.8	0.8	3750
		P-1.27	ELS511	20	-	-	16	1.5	1.5	5000
				7	-	50	16	1.5	1.5	3750
		SOP-1.27	EL0500	7	-	50	16	1.5	1.5	3750
			EL0501	19				0.8	0.8	
			★EL050L	7				-	50	
		DIP, M, S1	6N135	7	-	50	16	1.5	1.5	5000
			6N136	19	-	50	16	0.8	0.8	5000
DIP		ELW135	7	-	50	16	1.5	1.5	5000	
	ELW136	19	-	0.8			0.8			

Note) ★ is Vcc pin support 3.3V.

High Speed Coupler(1Mbps)



Data Rate	Pin Configuration	Package Type	Part Number	CTR				$T_{PHL}(\mu s)$	$T_{PHL}(\mu s)$	$V_{ISO@1min.}$ (V_{rms})
				Min.(%)	Typ.(%)	Max.(%)	@ I_F (mA)	Max.	Max.	
1Mbps		SOP-1.27	EL0452	19	-	50	16	0.8	0.8	3750
			EL0453							
		DIP, M, S1	EL4502	19	-	50	16	0.8	0.8	5000
			EL4503							
		DIP	ELW4503	19	-	50	16	0.8	0.8	5000
			SOP-1.27	EL0530	7	-	50	16	1.5	1.5
	EL0531			19	0.8				0.8	
	DIP, M, S1		EL2530	7	-	50	16	1.5	1.5	5000
			EL2531	19				0.8	0.8	

High Speed Coupler(5Mbps)



Data Rate	Pin Configuration	Package Type	Part Number	I _{cc} (H/L) (mA) Max. @V _{cc} =5.5V	I _F (mA) Max.	T _{PHL} (ns) Max.	T _{PHL} (ns) Max.	V _{ISO} @1min.(V _{rms})
5Mbps		DIP, M, S1	EL2200	4.5/6	1.6	300	300	5000
			EL2201					
			EL2202					

High Speed Coupler(10Mbps)



Data Rate	Pin Configuration	Package Type	Part Number	I _{cc} (H/L) (mA) Max. @V _{cc} =5.5V	I _F (mA) Max.	T _{PHL} (ns) Max.	T _{PHL} (ns) Max.	V _{ISO} @1min.(V _{rms})		
10Mbps		SOP-1.27	ELM600	9/10	5	100	100	3750		
			ELM601							
			ELM611							
		P-1.27	ELS611	13/15	5	100	100	5000		
				SOP-1.27	EL0600	10/13	5	75	75	3750
				EL0601						
		SOP-1.27	★EL0611	10/13	5	75	75	3750		
		DIP, M, S1	★EL260L	10/13	5	75	75	5000		

Note) ★ is V_{cc} pin support 3.3V.

High Speed Coupler(10Mbps)



Data Rate	Pin Configuration	Package Type	Part Number	I _{cc} (H/L) (mA) Max. @V _{cc} =5.5V	I _F (mA) Max.	T _{PHL} (ns) Max.	T _{PHL} (ns) Max.	V _{ISO} @1min.(V _{rms})
10Mbps		DIP, M, S1	6N137	10/13	5	75	75	5000
		DIP, S(WB)	ELW137	10/13	5	100	100	5000
		DIP, M, S1	EL2601	10/13	5	75	75	5000
			EL2611					
	DIP, S(WB)	ELW2601	10/13	5	100	100	5000	
		ELW2611						
		SOP-1.27	EL0630	18/21	5	100	100	3750
			EL0631					
DIP		EL2630	18/21	5	100	100	5000	
		EL2631						

Note) WB is WIDE BODY package.

High Speed Coupler(15Mbps)



Back

Data Rate	Pin Configuration	Package Type	Part Number	I _{cc} (H/L) (mA) Max. @V _{cc} =5.5V	I _F (mA) Max.	T _{PHL} (ns) Max.	T _{PHL} (ns) Max.	V _{ISO} @1min.(V _{rms})
15Mbps		SOP-1.27	★ELM80L	6/6	5	65	65	3750
			★ELM81L					
		SOP-1.27	★EL083L	8/8	5	60	60	3750
			★EL086L					

Note) ★ is V_{cc} pin support 3.3V.



Back

Intelligent Power Module

Intelligent Power Module (1Mbps)



Data Rate	Pin Configuration	Package Type	Part Number	I _{cc} (H/L) (mA) Max. @V _{cc} =5.5V	I _{TH} (mA) Max.	T _{PHL} (ns) TYP.	T _{PHL} (ns) TYP.	V _{ISO} @1min.(V _{rms})
1Mbps		SOP-1.27	ELM456	1.5/TBD	5	150	450	3750



Back

Photo Triac

Photo Triac(Zero Cross)

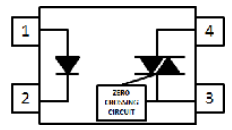
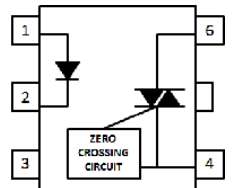
Pin Configuration	Type	Package Type	Part Number	I_{FT} (mA)	V_{DRM} (V)	dv/dt min. (V/ μ s)	V_{ISO} @1min. (V_{rms})
	Zero cross	DIP, M, S1	ELT3041	15	400	1000	5000
			ELT3042	10			
			ELT3043	5			
			ELT3061	15	600	1000	5000
			ELT3062	10			
			ELT3063	5			
			ELT3081	15	800	600	5000
			ELT3082	10			
ELT3083	5						
	Zero cross	DIP, M, S1	EL3031(P5)	15	250	1000	5000
			EL3032(P5)	10			
			EL3033(P5)	5			
			EL3041(P5)	15	400	1000	5000
			EL3042(P5)	10			
			EL3043(P5)	5			
			EL3061(P5)	15	600	1000	5000
			EL3062(P5)	10			
			EL3063(P5)	5			
			EL3081(P5)	15	800	600	5000
			EL3082(P5)	10			
			EL3083(P5)	5			

Photo Triac(Zero Cross)

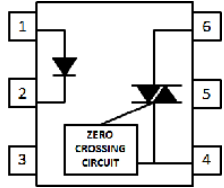
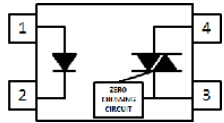
Pin Configuration	Type	Package Type	Part Number	I_{FT} (mA)	V_{DRM} (V)	dv/dt min. (V/ μ s)	V_{ISO} @1min. (V_{rms})
	Zero corss	DIP, M, S1	EL3031	15	250	1000	5000
			EL3032	10			
			EL3033	5			
			EL3041	15	400	1000	5000
			EL3042	10			
			EL3043	5			
			EL3061	15	600	1000	5000
			EL3062	10			
			EL3063	5			
			EL3081	15	800	600	5000
			EL3082	10			
EL3083	5						
	Zero corss	SOP-2.54	ELM3041	10	400	1000	3750
			ELM3042	5			
			ELM3043	3			
			ELM3061	10	600	1000	3750
			ELM3062	5			
			ELM3063	3			
			ELM3081	10	800	1000	3750
			ELM3082	5			
			ELM3083	3			

Photo Triac(Random Phase)



Pin Configuration	Type	Package Type	Part Number	I_{FT} (mA)	V_{DRM} (V)	dv/dt min. (V/ μ s)	V_{ISO} @1min. (V_{rms})			
	Random Phase	DIP, M, S1	ELT3021	15	400	100	5000			
			ELT3022	10						
			ELT3023	5						
				Random Phase	DIP, M, S1	EL3011(P5)	15	250	100	5000
						EL3012(P5)	10			
						EL3013(P5)	5			
	Random Phase	DIP, M, S1				EL3021(P5)	15	400	100	5000
						EL3022(P5)	10			
						EL3023(P5)	5			
				Random Phase	DIP, M, S1	EL3051(P5)	15	600	1000	5000
						EL3052(P5)	10			
						EL3053(P5)	5			

Photo Triac(Random Phase)



Pin Configuration	Type	Package Type	Part Number	I_{FT} (mA)	V_{DRM} (V)	dv/dt min. (V/ μ s)	V_{ISO} @1min. (V_{rms})
	Random Phase	DIP, M, S1	EL3011	15	250	100	5000
			EL3012	10			
			EL3013	5			
			EL3020	30	400	100	5000
			EL3021	15			
			EL3022	10			
			EL3023	5			
			EL3051	15	600	1000	5000
			EL3052	10			
			EL3053	5			
	Random Phase	SOP-2.54	ELM3021	10	400	100	5000
			ELM3022	5			
			ELM3023	3			
			ELM3051	10	600	1000	5000
			ELM3052	5			
			ELM3053	3			



Back

Power Triac

Power Triac



Pin Configuration	Type	Package Type	Part Number	I_{FT} (mA)	$I_{T(RMS)}$ (A)	I_{TSM} (A)	V_{DRM} (V)	dv/dt min. (V/ μ s)	V_{ISO} (V_{RMS})
	Zero Cross	DIP, M, S1	ELR0213	10	0.3	3	600	200	5000
			ELR1213		0.6	6			
			ELR2213		0.9	9			
			ELR3213		1.2	12			
	Random Phase	DIP, M, S1	ELR0223	10	0.3	3	600	200	5000
			ELR1223		0.6	6			
			ELR2223		0.9	9			
			ELR3223		1.2	12			



Back

Solid State Relay

Solid State Relay



Pin Configuration	Package Type	Part Number	I_L (mA) Max.	V_L (V) Max.	$R_{d(on)}$ (Ω) Max.	I_{Lpeak} (A) Max.	$I_{F(on)}$ (mA) Max.	$I_{F(off)}$ (mA) Max.	T_{on} (ms) Max.	T_{off} (ms) Max.
	DIP, M S1	EL406A	550	60	2.5	1.2	5	0.4	3	0.5
		EL425A	180	250	15	0.5				
		EL440A	120	400	30	0.3				
		EL460A	50	600	70	0.15				
	SOP Mini-Flat	ELM440A	120	400	30	0.3	5	0.4	0.5	0.5
	DIP, S1	EL606A	550	60	2.5	1.2	3	0.4	3	0.5
		EL625A	180	250	15	0.5				
		EL640A	120	400	30	0.3				
		EL660A	50	600	70	0.15				
	DIP, S1	EL840A	120	400	30	0.3	5	0.4	3	0.5
		EL860A	50	600	70	0.15				



Back

IGBT Gate Driver

IGBT Gate Driver



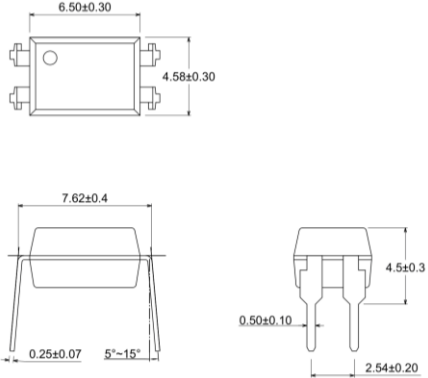
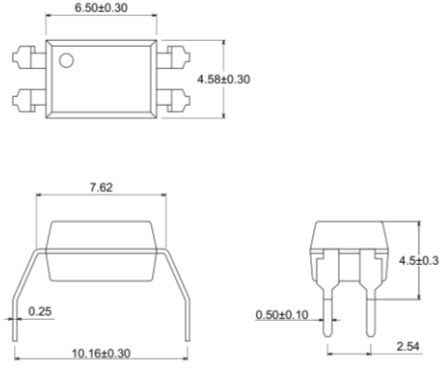
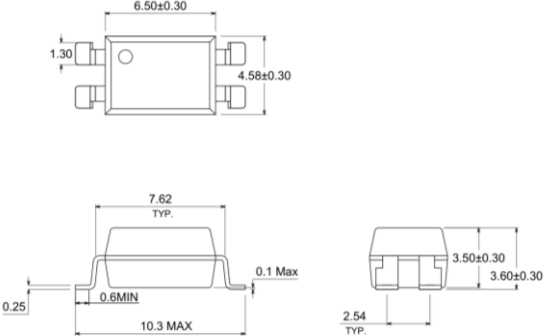
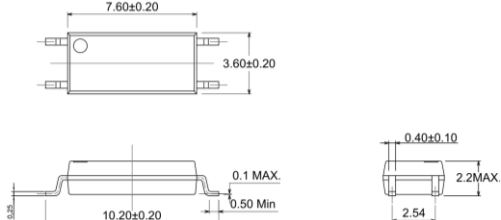
I_{OP} (A)	Pin Configuration	Package Type	Part Number	I_{CC} (mA) Max.	I_{FLH} (mA) Max.	CMTI (kV/ μ s) Min.	T_{PHL} (ns) Max.	T_{PHL} (ns) Max.	V_{ISO} (V_{RMS})
2.5		P	ELS3120	3.2	5	25	300	300	5000
0.6			ELS3140			15	400	400	
1			ELS3150			15	400	400	
2.5		DIP, S1	EL3120	3.2	5	25	300	300	5000



Back

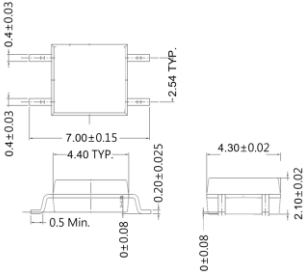
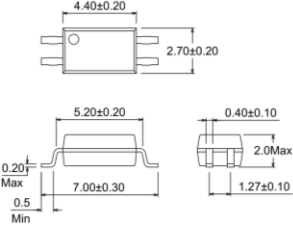
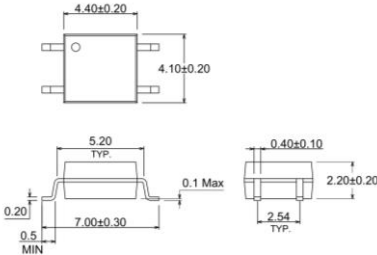
Package Type

4PIN Package Type(1/2)

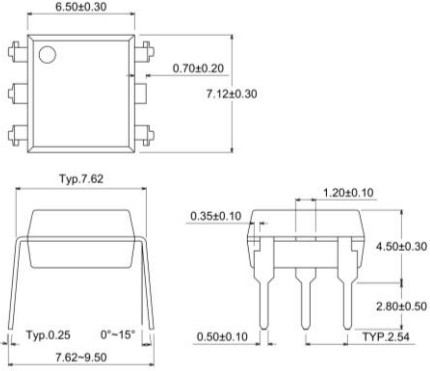
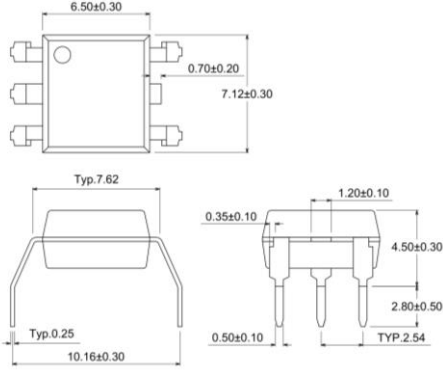
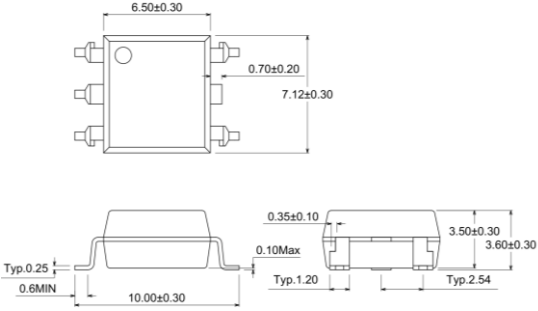
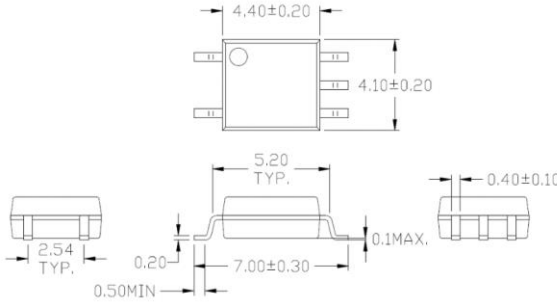
DIP Type	M Type
 <p>(Patch=2.54mm)</p>	 <p>(Patch=2.54mm)</p>
S1 Type	LSOP-2.54 Type
 <p>(Patch=2.54mm)</p>	 <p>(Patch=2.54mm)</p>

4PIN Package Type(1/2)



SOP-2.54, Mini-Flat Type	SSOP-1.27 Type
 <p>(Patch=2.54mm)</p>	 <p>(Patch=1.27mm)</p>
SOP-2.54 Type	
 <p>(Patch=2.54mm)</p>	

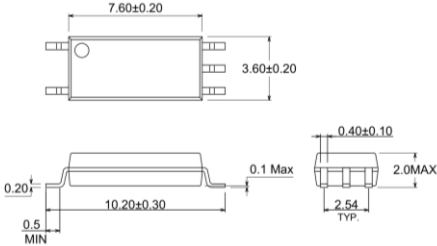
5PIN Package Type(1/2)

DIP Type	M Type
 <p>(Patch=2.54mm)</p>	 <p>(Patch=2.54mm)</p>
S1 Type	SOP-1.27 Type
 <p>(Patch=2.54mm)</p>	 <p>(Patch=1.27mm)</p>

5PIN Package Type(2/2)



Back

LSOP-1.27 Type	
 <p>(Patch=1.27mm)</p>	

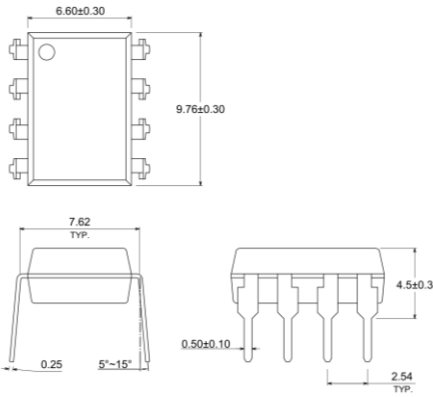
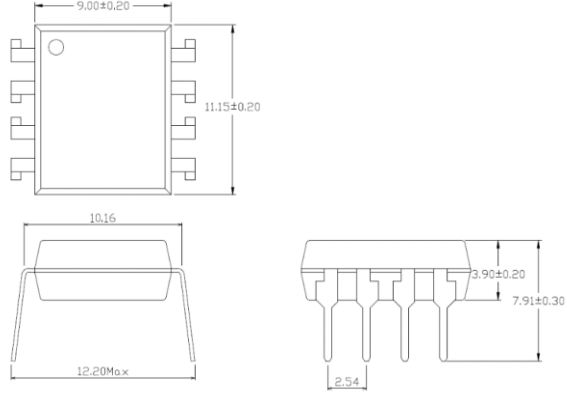
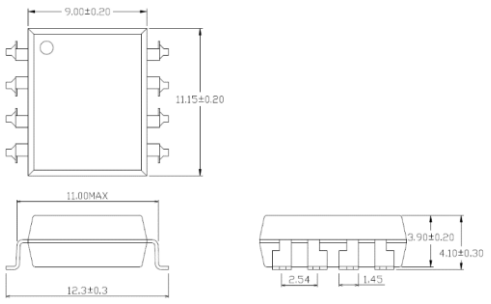
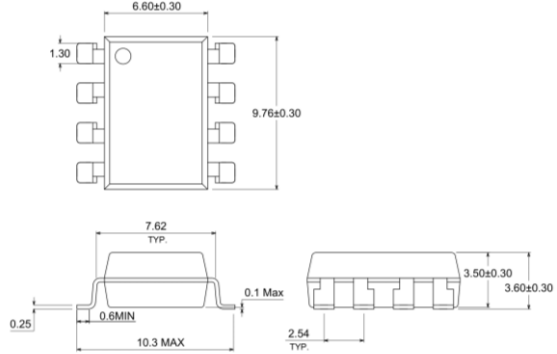
6PIN Package Type



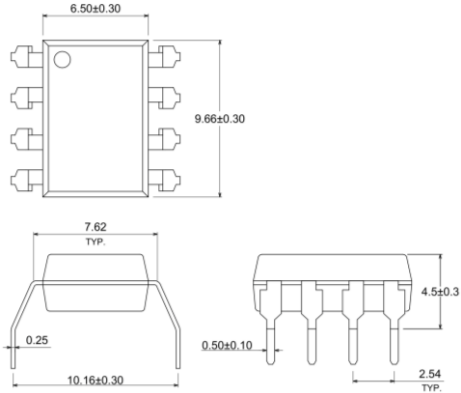
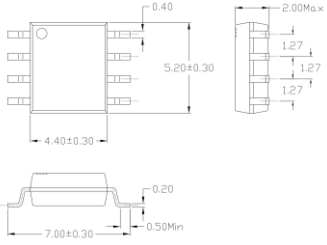
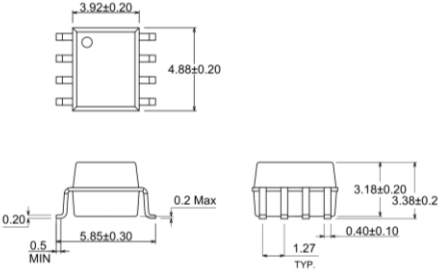
DIP Type	M Type
<p>(Patch=2.54mm)</p>	<p>(Patch=2.54mm)</p>
S1 Type	P-1.27 Type
<p>(Patch=2.54mm)</p>	<p>(Patch=1.27mm)</p>

8PIN Package Type(1/2)

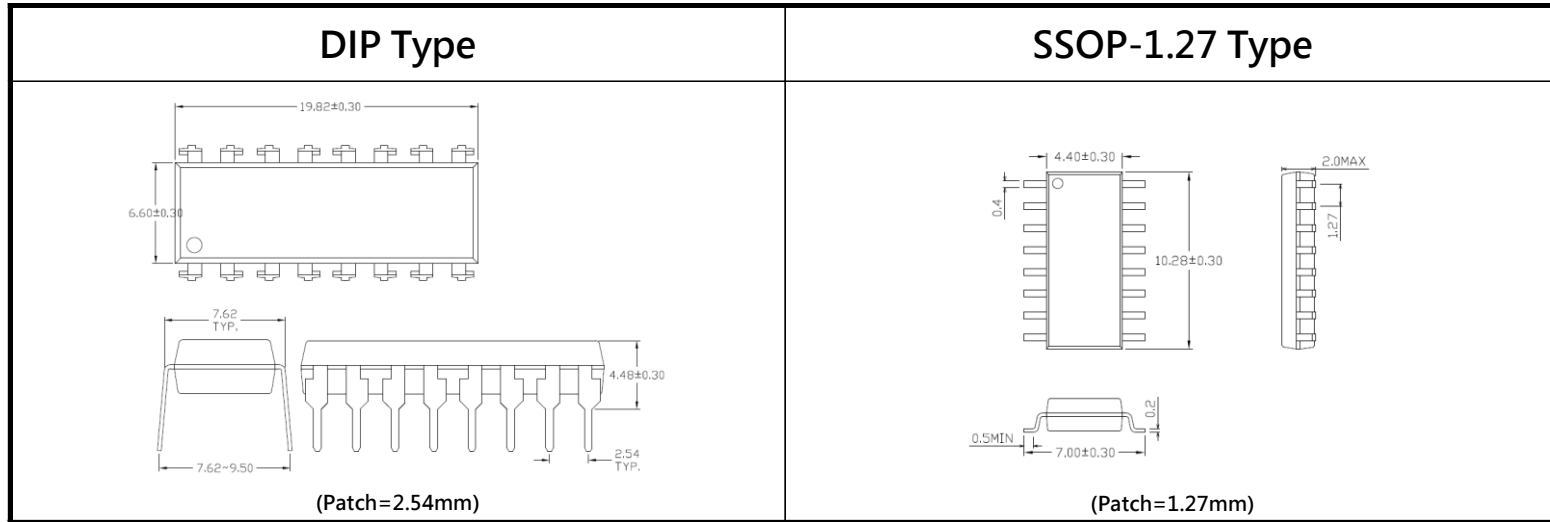


DIP Type	DIP(WIDE BODY) Type
 <p>(Patch=2.54mm)</p>	 <p>(Patch=2.54mm)</p>
S(WIDE BODY) Type	S1 Type
 <p>(Patch=2.54mm)</p>	 <p>(Patch=2.54mm)</p>

8PIN Package Type(2/2)

M Type	SSOP-1.27 Type
 <p>(Patch=2.54mm)</p>	 <p>(Patch=1.27mm)</p>
SOP-1.27 Type	
 <p>(Patch=1.27mm)</p>	

16PIN Package Type



CNY64/65 Package Type

